

# MF-7500 Series

High-speed, Flat-bed, Top & Bottom Coverstitch Machine

# MF-7500D Series

Semi-dry-head, Flat-bed, Top & Bottom Coverstitch Machine



FRANCE GÉNÉRAL MACHINES À COUDRE

Réparation • Vente • Achat • Location



MF-7523D-U11-B56

# MF-7500 Series

# MF-7500D Series

# The MF-7500 Series is a newly developed coverstitch machine provided with lots of mechanisms for improving the seam quality.

It is provided with many different sewing-related mechanisms which contribute to improved seam quality, such as the new feed mechanism, and differential-feed micro-adjustment mechanism. In addition, the machine is provided as standard with a looper thread twining prevention mechanism for improved maintenance.



## ● MF-7500 Series

High-speed, Flat-bed,  
Top & Bottom Coverstitch Machine

## ● MF-7500/UT Series

Direct-drive, High-speed, Flat-bed,  
Top & Bottom Coverstitch Machine with Needle- and Looper- Thread Trimmer

## ● MF-7500D Series

Semi-dry-head, Flat-bed,  
Top & Bottom Coverstitch Machine

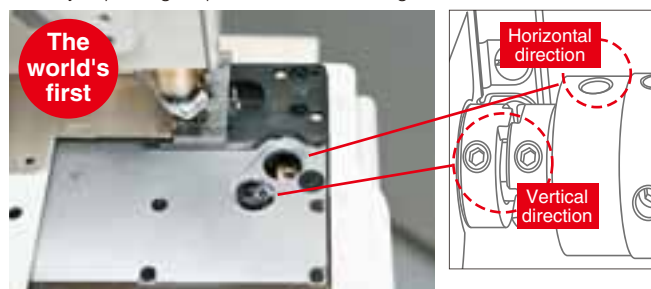
## ● MF-7500D/UT Series

Semi-dry-head, Direct-drive, Flat-bed,  
Top & Bottom Coverstitch Machine with Needle- and Looper- Thread Trimmer


## Seam quality is improved!!

### Thanks to the new feed mechanism, many different types of sewing are achieved.

The feed locus can be adjusted externally. The feed locus is now adjustable in terms of the vertical direction and horizontal direction, thereby improving responsiveness to sewing materials.




### Feed longitudinal position adjustment mechanism



The longitudinal position of the feed is adjustable. As a result, uneven material feed and puckering that are likely to occur when sewing products made of elastic materials such as foundations are reduced. This means that the machine promises improved responsiveness to elastic materials.

### Differential-feed micro-adjustment mechanism

It is possible to finely adjust the differential feed amount to a best-suited value for the material to be used. The differential feed ratio is constant even if the stitch length is changed.



### Micro-lifter mechanism



Elastic material or delicate material can be sewn with the presser foot kept slightly raised. This effectively helps reduce the degree of slippage, warpage and damage of the material.

# JUKI's dry-head technology protects sewing products from being stained with oil.


With the excellent functions inherited from the MF-7500 Series, the MF-7500D is provided with a dry frame mechanism to eliminate the cause of oil stains. Stain removing work or re-sewing work is substantially reduced by protecting sewing products from being stained with oil, thereby improving the quality of finished products.

**The frame no longer requires oiling.**  
Unlike the conventional models, the oiling mechanism inside the frame has been eliminated. As a result, oil does not leak from the needle bar, presser bar or spreader shaft.


**DRY Dry-head technology has materialized a frame which does not need oiling.**  
The needle bar mechanism and spreader mechanism have been applied with a special surface treatment. JUKI's unique special grease is used for lubrication. Grease-filled bearings have been adopted for the crank rod. These allow the machine's frame mechanism to demonstrate outstanding durability without being oiled.

**Environmental consciousness**  
Since oil stains on sewing products are reduced, the quantity of the use of stain remover generally used in sewing plants can be reduced.

\*Dichlorofluoroethane (HCFC-141), which is generally used in oil stain cleaning fluid, is included in those chemicals which need to be reduced, as it is a substances that can harm the ozone layer.



The semi-dry head sewing machine increases its sewing speed to **5,000 sti/min**



A semi-dry head type sewing machine has been added.

## Needle bar stroke conversion mechanism

By changing over the needle bar stroke, penetrating force of the needle as well as thread tension to fit heavy-weight materials (fleece, blankets) can be obtained. The needle bar stroke can be changed by adjusting the eccentric pin. (Changing of parts is not required. Factory-set at the time of delivery: 31mm; for sewing heavy-weight materials: 33mm)

## Simplified maintenance mechanism

**The looper thread twining prevention mechanism has been improved and is provided as standard for the sewing machine.**

In the case of looper thread breakage, the looper thread twining prevention mechanism is activated to trim the looper thread before the thread twines on the looper thread cam. In this way, the looper thread twining prevention mechanism prevents the looper thread from twining on the looper thread cam. In addition, the looper thread cam, which has been incorporated in the sewing machine, has been changed so that it is mounted outside of the sewing machine. The externally-mounted looper thread cam promises improved maintainability.



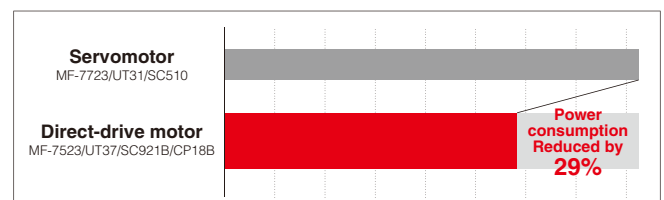
The world's first

**Commercially-available gauge components are applicable with no additional work.**

As a result of the commonality of components, commercially-available components (presser foot, throat plate and needle clamp) are now applicable and easily obtainable.

## All of the sewing machines with a thread trimmer are provided with a direct-drive motor.

The direct-drive motor system has been adopted by all of the sewing machines with a thread trimmer. As a result, the sewing machine starts up swiftly and promises increased stop accuracy, thereby demonstrating improved responsiveness. In addition, the machine is no longer provided with a V-belt. This means that the adoption of the direct-drive motor is also effective in the elimination of belt shavings. Power is directly transmitted from the motor to the sewing machine, thereby contributing to reduced power consumption. (This sewing machine reduces power consumption by 29% as compared with the conventional models.)




# U11 Universal type (basic type)



T-shirts



knitwear



sportswear



MF-7523-U11-B56

The machine can be used for the hemming process of the sleeves and bottoms of T-shirts and for the covering process for sportswear and knitwear. The front cover is trimmed to allow operators to bring their hands closer near the needle entry area, thereby increasing work efficiency in the covering process, etc.



## List of subclass machines

Application	Seam	Model No.	Number of needles	Number of threads	Needle gauge (mm)	Stitch length <sup>*1</sup> (mm)	Differential feed ratio	Presser foot lifting amount <sup>*2</sup> (mm)	Max. sewing speed (sti/min)
<b>MF-7500-U11</b> Universal type (basic type)		MF-7522-U11-B**	2	4	3,2,4,0	1.2~3.6	1:0.7~1:2	5 (8)	6,500
		MF-7523-U11-B**	3	5	4,0,4,8,5,6,6,4				
		MF-7523-U11-D64			6,4				
		MF-7523-U11-B**/UT35			5,6,6,4				
		MF-7523-U11-B**/UT37			4,8,5,6,6,4				
MF-7524-U11-D**	4	6	5,2,6,0	4,200					
<b>MF-7500D-U11</b> Universal type (basic type)		MF-7523D-U11-B**	3	5	5,6,6,4	1.2~3.6	1:0.7~1:2	5 (8)	5,000
		MF-7523D-U11-B**/UT35							
		MF-7523D-U11-B**/UT37							
		MF-7524D-U11-D60	4	6	6,0			4	4,200

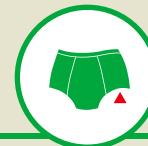
\*1 Stitch length can be adjusted to 4.4mm at the maximum.

\*2 The lift of the presser foot is 5mm for the top and bottom coverstitch machine, and 8mm for the bottom coverstitch machine

# C11 For collarett attaching



knitwear



briefs



MF-7523D-C11-B56/TC16

This model is best suited for attaching collarettas on underwear, briefs and knitwear. Ease of use is further improved by using the electromagnetic type tape cutter (TC16).



\*U11: Modification to the universal type (basic type) model is easily achieved simply by changing the throat plate and feed dog.

### Replacement parts for basic type

A front bracket is supplied with the sewing machine as an accessory.

Bracket asm.



13303458

## List of subclass machines

Application	Seam	Model No.	Number of needles	Number of threads	Needle gauge (mm)	Stitch length <sup>*1</sup> (mm)	Differential feed ratio	Presser foot lifting amount <sup>*2</sup> (mm)	Max. sewing speed (sti/min)
<b>MF-7500-C11</b> For collarett attaching		MF-7522-C11-B**	2	4	3,2,4,0	1.2~3.6	1:0.6~1:1	5 (8)	6,500
		MF-7522-C11-B40/TC16			4,0				
		MF-7523-C11-B**			4,8,5,6,6,4				
		MF-7523-C11-B56/TC16			5,6				
<b>MF-7500D-C11</b> For collarett attaching		MF-7522D-C11-B40	2	4	4,0	1.2~3.6	1:0.7~1:1.1	5 (8)	5,000
		MF-7522D-C11-B40/TC16							
		MF-7523D-C11-B**			5,6,6,4				
		MF-7523D-C11-B56/TC16	3	5	5,6				

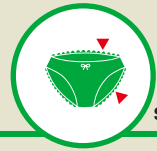
\*1 Stitch length can be adjusted to 4.4mm at the maximum.

\*2 The numeric value indicates the lifting amount of the presser foot for top and bottom coverstitch. The numeric value given in parentheses indicates the lifting amount of the presser foot for bottom coverstitch.

# E11 For elastic lace attaching (with right hand fabric trimmer)



Ladies' inner wear



Shorts



MF-7523D-E11-B56/MD11/TC16

This model is best suited for the sewing of elastic lace in shorts and underwear. The right hand fabric trimmer cuts the multi-layered part of a joined section with outstanding consistency. Beautifully finished products are achieved with the seams and material edges aligned. The right hand fabric trimmer mechanism's easy installation / removal of the entire unit facilitates the adjustment of related parts, such as the alignment of a looper.

\*The machine can also be used for collarettre-attaching processes by removing the knife unit. (Replacement of the gauge and cover is required.)



## List of subclass machines

Application	Seam	Model No.	Number of needles	Number of threads	Needle gauge (mm)	Stitch length* <sup>1</sup> (mm)	Differential feed ratio	Presser foot lifting amount* <sup>2</sup> (mm)	Max. sewing speed (sti/min)
MF-7500-E11 Elastic lace attaching		MF-7522-E11-B**	2	4	3.2,4.0	0.9~3.6	1:0.9,1:1.8 (1:0.6,1:1.1)	5 (8)	6,500
		MF-7522-E11-B40/MD11 MF-7522-E11-B40/MD11/TC16*			4.0				5,000
		MF-7523-E11-B**	3	5	5.6,6.4				6,500
		MF-7523-E11-B**/MD11 MF-7523-E11-B**/MD11/TC16*							5,000
MF-7500D-E11 Elastic lace attaching		MF-7522D-E11-B40/MD11	2	4	4.0	0.9~3.6	1:0.9,1:1.8 (1:0.6,1:1.1)	5 (8)	5,000
		MF-7523D-E11-B56	3	5	5.6				
		MF-7523D-E11-B**/MD11			5.6,6.4				
		MF-7523D-E11-B56/MD11/TC16*			5.6				

\*1 Stitch length can be adjusted to 4.4mm at the maximum.

\*2 The lift of the presser foot is 5mm for the top and bottom coverstitch machine, and 8mm for the bottom coverstitch machine

## Device

### TC16 Electromagnetic type tape cutter

It is a device for cutting the tape or lace at the beginning or end of sewing. It is easily actuated to cut tape with the knee switch.

- The knife is able to cut lace and tape up to 40mm wide.
- The sharpness of the knife can be easily adjusted. In addition, replacement of the moving knife and counter knife, as well as the adjustment of their mesh, can be carried out with ease.



TC16

### MD11 Mechanical type metering device

- The metering device supplies a consistent length of tape in synchronization with the feed. (tape lengths: 0.9 to 3.5mm per stitch.)
- Elastic tapes of up to 45mm in width can be used.
- The drive roller/driven roller can be held open to facilitate tape placement.



Adjustment of the tape feeding amount

# UT35

## Electromagnetic type top and bottom thread trimming device/Auto-lifter

It is an electromagnetic type automatic thread trimming device/auto-lifter.  
The machine does not need an air compressor to achieve easy layout changing.



MF-7523-U11-B56/UT35



Electromagnetic type top and bottom thread trimming mechanism



① Presser lifter drive mechanism  
② Thread trimmer drive mechanism

# UT37

## Pneumatic type top and bottom thread trimming device/Auto-lifter

It is a pneumatic automatic thread trimming device / auto-lifter.  
Since the automatic lift of the presser foot and automatic thread trimming can be activated by lightly depressing the pedal, work efficiency is dramatically increased.



MF-7523D-U11-B56/UT37



Pneumatic type top and bottom thread trimming mechanism



① Presser lifter drive mechanism  
② Thread trimmer drive mechanism

By using an air blow type wiper nozzle (supplied as an accessory), the needle thread can be blown upon thread trimming at the end of bottom coverstitching.



Air blow type wiper

### Compressedair / Air consumption (with automatic thread trimmer)

UT37		Air consumption dm <sup>3</sup> /min (ANR)	Compressed air MPa
Top and bottom thread trimmer Auto-lifter	Air blow type wiper		
●	—	0.7	0.5
●	●	182	

# WHEN YOU PLACE ORDERS

Please note when placing orders, that the model name should be written as follows:

## MF-7500

### ● Without automatic thread trimmer

Stitch type	Code
2-needle, top and bottom coverstitch	22
3-needle, top and bottom coverstitch	23
4-needle, top and bottom coverstitch	24

Tongue shape of throat plate	Code
B type	B
D type	D

\* Refer to the subclass models list for the tongue shape of throat plate of the respective models.

**MF75** [ ] [ ] [ ] [ ] [ ] [ ] [ ] [ ] / [ ] [ ] [ ] [ ] [ ] [ ] [ ] [ ]

Application	Code
Universal type	U11
Collarett attaching	C11
Elastic lace attaching	E11

Needle gauge	Code
3.2mm	32
4.0mm	40
4.8mm	48
5.6mm	56
6.0mm	60
6.4mm	64

\* Refer to the subclass models list for the needle gauge of the respective models.

Device and attachment	Code
Not provided	
Mechanical type metering device*1	MD11
Electromagnetic type tape cutter (3-phase 200-440V)*2	TC16A
Electromagnetic type tape cutter (Single-phase 100-240V)*2	TC16B
Electromagnetic type tape cutter (SC-921)*2	TC16C

\*1 Specify the MD11 when placing your order.  
\*2 The TC16 can be retrofitted to the machine.

### ● With automatic thread trimmer (Direct-drive motor)

Stitch type	Code
3-needle, top and bottom coverstitch	23

Tongue shape of throat plate	Code
B type	B

Thread trimming device	Code
Electromagnetic type top and bottom thread trimming device	UT35
Pneumatic type top and bottom thread trimming device	UT37

**MF7523U11B** [ ] [ ] **UT** [ ] [ ]

Application	Code
Universal type	U11

Needle gauge	Code
4.8mm	48
5.6mm	56
6.4mm	64

■ Control box  
**SC-921B**  
■ Operation panel  
**CP-18B**

## MF-7500D (Semi-dry-head)

### ● Without automatic thread trimmer

Stitch type	Code
2-needle, top and bottom coverstitch	22
3-needle, top and bottom coverstitch	23
4-needle, top and bottom coverstitch	24

Tongue shape of throat plate	Code
B type	B
D type	D

\* Refer to the subclass models list for the tongue shape of throat plate of the respective models.

**MF75** [ ] [ ] **D** [ ] [ ] [ ] [ ] [ ] [ ] / [ ] [ ] [ ] [ ] [ ] [ ] [ ] [ ]

Application	Code
Universal type	U11
Collarett attaching	C11
Elastic lace attaching	E11

Needle gauge	Code
4.0mm	40
5.6mm	56
6.0mm	60
6.4mm	64

\* Refer to the subclass models list for the needle gauge of the respective models.

Device and attachment	Code
Not provided	
Mechanical type metering device*1	MD11
Electromagnetic type tape cutter (3-phase 200-440V)*2	TC16A
Electromagnetic type tape cutter (Single-phase 100-240V)*2	TC16B
Electromagnetic type tape cutter (SC-921)*2	TC16C

\*1 Specify the MD11 when placing your order.  
\*2 The TC16 can be retrofitted to the machine.

### ● With automatic thread trimmer (Direct-drive motor)

Stitch type	Code
3-needle, top and bottom coverstitch	23

Tongue shape of throat plate	Code
B type	B

Thread trimming device	Code
Electromagnetic type top and bottom thread trimming device	UT35
Pneumatic type top and bottom thread trimming device	UT37

**MF7523DU11B** [ ] [ ] **UT** [ ] [ ]

Application	Code
Universal type	U11

Needle gauge	Code
5.6mm	56
6.4mm	64

■ Control box  
**SC-921B**  
■ Operation panel  
**CP-18B**

## ■ SPECIFICATIONS (U11, C11, E11)

Model name	MF-7500 series	MF-7500D series
Stitch type	2-needle/3-needle/4-needle top and bottom covering stitch	
Needle	UY128GAS (#10S) #9S~#12S	
Lift of the presser foot	5mm (with top and bottom covering stitch), 8mm (with bottom covering stitch)	
Stitch pitch adjustment	By dial	
Differential feed adjustment	By micro-adjustment mechanism	
Lubrication	Automatic	Automatic (frame: no lubrication)
Lubricating oil	JUKI Machine Oil 18 (equivalent to ISO VG18)	
Feed dog inclination adjustment	Provided as standard	
Micro-lifter	Provided as standard	
Needle bar stroke converting function	Provided as standard: 31mm: at the time of delivery / When sewing a heavy-weight material: 33mm	
Silicon oil tank for needle tip and needle thread	Provided as standard	
Cartridge oil filter	Provided as standard	
Power requirement	Single-phase 100~120V / 200~240V, 3-phase 200~240V (with automatic thread trimmer)	
Power consumption	500VA (with automatic thread trimmer)	
Weight of the machine head	U11	45kg (without device), 53kg (with UT35), 58kg (with UT37)
	C11	45kg (without device)
	E11	46kg (without device)

\*"sti/min" stands for "Stitches per Minute."

JUKI ECO PRODUCTS	The MF-7523U11B56/UT37 is an eco-friendly product which complies with JUKI ECO PRODUCTS standards for protecting the environment.
	<ul style="list-style-type: none"> <li>● This sewing machine reduces power consumption by 29% as compared with the conventional models.</li> <li>● The sewing machine complies with the "Juki Group Green Procurement Guidelines" on the use of hazardous substances, which is stricter than other restrictions, such as those of the RoHS Directive.</li> </ul> <p><b>For details of JUKI ECO PRODUCTS, refer to : <a href="http://www.juki.co.jp/eco_e/index.html">http://www.juki.co.jp/eco_e/index.html</a></b></p> <p><small>*The RoHS Directive is an EU Directive limiting the use of 6 hazardous substances (lead, hexavalent chromium, mercury, cadmium, PBB and PBDE) in electrical and electronic equipment. The Juki Green Procurement Guideline is the voluntarily established criteria to eliminate not only the aforementioned six substances, but also other ones which also adversely affect the environment.</small></p>



FRANCE GENERAL MACHINES A COUDRE  
13 Chemin du Génie 69200 Vénissieux  
Tél : +33(0) 4 78 68 66 62 + 33(0)6 45 58 79 03  
E mail : [contact@fgmc.pro](mailto:contact@fgmc.pro)  
<https://francegeneralmachinesacoudre.fr>



Registered Organization : JUKI CORPORATION Head Office  
The Scope of the Registration : The activities of research, development, design, sales, distribution, and maintenance services of industrial sewing machines, household sewing machines and industrial robots, etc., including sales and maintenance services of data entry systems.

**JUKI**  
JUKI CORPORATION  
SEWING MACHINERY BUSINESS UNIT

2-11-1, TSURUMAKI, TAMA-SHI,  
TOKYO 206-8551, JAPAN  
PHONE : (81) 42-357-2254  
FAX : (81) 42-357-2274  
<http://www.juki.com>

\* Specifications and appearance are subject to change without prior notice for improvement.  
\* Read the instruction manual before putting the machine into service to ensure safety.  
\* This catalogue prints with environment-friendly soyink on recycle paper.