

# S-7220D

## Single Needle Direct Drive Needle Feed Lock Stitcher with Thread Trimmer

The needle feed lock stitcher is suitable for the sewing of slippery materials or sewing of multiple layers of material.

It helps to prevent uneven material feeding to further meet the highest quality sewing standard while requiring less skill.

- User-intuitive Color LCD Display Touch Panel
- Productivity improvement with IoT capabilities
- The needle feed mechanism further inures even material feeding while sewing



# NEXIO

# High-Quality Stitching for All



The needle feed lock stitcher is suitable for the sewing of slippery materials or sewing of multiple layers of material. It helps to prevent uneven material feeding to further meet the highest quality sewing standard while requiring less skill.

## 1 User-intuitive Color LCD Display Touch Panel


The Color LCD display touch panel display items with illustration icons, offering easy user-intuitive operation.




There are three types of operator panel display. All the detailed home screen, quick home screen and easy home screen are easy to use without concern for panel operation.



Detailed home screen



Quick home screen



Easy home screen

## 2 Productivity improvement with IoT capabilities

This model is IoT applicable. The visualization by connecting sewing machine and computer technology together enables the customer to analyze, manage processes, increase productivity improvement, and perform maintenance.

\*It is applicable for Brother's IoT system. For more information, please refer to the catalog of "Brother Industrial Sewing Machine Network System".

## 3 Prevents uneven material feeding

This sewing machine is suitable for sewing of materials that require quality processing such as placket stitching of polo shirts.



## 4 Needle Breakage Prevention Function

When reverse stitching is carried out using the quick back switch on standard straight lock stitcher machines, needle breakage may occur. With thorough analysis of its cause, the function of preventing the needle breakage has been introduced.



3 4 5



## 5 Increased needle penetration

When the needle penetration resistance is increased in cross over seams and extra-thick overlapping of workpiece sewing, the needle penetration force is automatically increased by vibration control.

## 6 Enhanced electronic design

We adopted the control circuit board design which has been proven effective in other models and strengthened the ability to cope with the voltage fluctuations. In addition, vibration resistance is improved, and you can use it safely in various environments.



## 7 Built in display panel USB port

The Display panel is equipped with a USB port so sewing patterns and various environmental settings can be copied and shared easily with other sewing machines of the same function. This also permits software upgrades to be performed using the USB media.

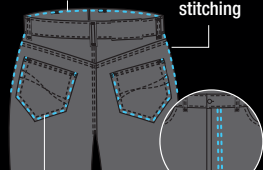


## 8 Examples of suitable materials and processes

### Jeans

Waist belt stitching

Side stitching



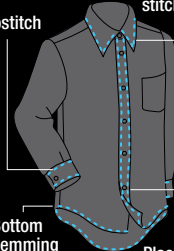
Pocket sewing

Zipper sewing

### Shirt

Topstitch

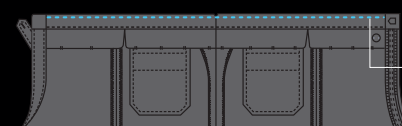
Collar stitching



Bottom hemming

Placket stitching

### Trousers



Waist lining sewing

### Slipping materials

- Sportswear
- rain wear

### Materials difficult to feed

- Quilting
- fleece
- Polo shirts
- Coat etc.

### Products having long seams

- Curtain
- quilt cover

### Different materials


Specification/

# S-7220D-40

Application
Medium materials
Heavy materials

S-7220D-	403	405
Lubrication type	Minimum lubrication	Minimum lubrication
Application	Medium materials	Heavy materials
Max. sewing speed	5,000sti / min <sup>*1</sup>	4,000sti / min <sup>*2</sup>
Start back tacking and continuous back tacking speed	220-3,000sti / min	
End back tacking speed	1,800sti / min	
Max. stitch length	4.5mm	5.5mm
Presser foot height	Presser bar lifter:6mm, Knee lifter:16mm	
Needle bar stroke	33mm	35mm
Needle(DB×1•DP×5)	#11~#18	#19~#22
Feed dog height	1.0mm	1.2mm
Arm pocket size	Width:300mm, Height:120mm	
Bed size	517.5mm×178mm	
Machine head drive	Direct drive mechanism	
Motor	AC servo motor (450W)	
Weight	Machine head	46kg
	Control box	7.7kg
Power	Single phase: 110V <sup>*3</sup> / Single phase, 3-phase: 200V-230V Max. electric power consumption 500VA	

\*1 When sewing at speeds of 4,000sti/min or higher, set the stitch length to 3.5mm or less.  
\*2 When sewing at speeds of 3,000sti/min or higher, set the stitch length to 4.5mm or less.  
\*3 The transformer is required.



## RoHS Compliant

S-7220D is compliant with the RoHS Directive which came into effect in the EU.



Brother has established voluntary environmental standards for products and created the "Brother Green Label". S-7220D is certified as an environment-conscious sewing machine according to the "Brother Green Label" standard.



Working with you for a better environment  
www.brotherearth.com

Please read instruction manual before using the machine for safety operation.  
-Product specifications are subject to change for improvement without notice.  
-Photographs are for illustration purpose. They may not represent actual operating conditions and may display optional parts.

<b>CHINA</b>	<b>BROTHER MACHINERY SHANGHAI LTD.</b>	<a href="https://www.brother.cn/">https://www.brother.cn/</a>	+86-21-3135-3355
<b>ASIA</b>	<b>BROTHER MACHINERY (ASIA) LTD.</b>	<a href="https://www.brother.com.hk/">https://www.brother.com.hk/</a>	+852-2777-0010
<b>EUROPE AFRICA, MIDDLE EAST</b>	<b>BROTHER INTERNATIONALE INDUSTRIEMASCHINEN GmbH</b>	<a href="https://www.brother-ism.com/">https://www.brother-ism.com/</a>	+49-2822-6090
<b>AMERICAS</b>	<b>BROTHER INTERNATIONAL CORPORATION</b>	<a href="https://www.brother-usa.com/">https://www.brother-usa.com/</a>	+1-908-704-1700

**France Général Machines à Coudre**

Réparation \* Vente \* Achat \* Location

**FRANCE GENERAL MACHINES A COUDRE**  
13 Chemin du Génie 69200 Vénissieux  
Tél : +33(0) 4 78 68 66 62 + 33(0)6 45 58 79 03  
E mail : [contact@fgmc.pro](mailto:contact@fgmc.pro)  
<https://francegeneralmachinesacoudre.fr>